

19.57 M / 64'20"



## CARACTÉRISTIQUES PRINCIPALES

<b>Builder</b>	Riva
<b>Built Year</b>	2013
<b>Length</b>	19.57 M / 64'20"
<b>Beam</b>	4.80 M / 15'75"
<b>Draft</b>	1.60 M / 5'25"
<b>Displacement</b>	32.89 tonnes
<b>Registry</b>	Autriche

**1,490,000 EUR** 1,729,734 USD\*

\* Conversion approximative

🏠 Adresse:

3 Rue de la Loge L-1945 Luxembourg

📞 Contact

Thomas Peltier • P: +352.27.40.99.90 • M: +352.621.326.323

✉ E-mail:

t.peltier@seastemia.com

## SPÉCIFICATIONS

## DÉTAILS DU BATEAU

<b>Built Year</b>	2013	<b>Registry</b>	Autriche
-------------------	------	-----------------	----------

## CERTIFICATION

<b>Certification</b>	RINA	<b>Category</b>	A
<b>Compliance</b>	RINA module B+F+Aa+		

## BUILDER / DESIGNER

<b>Builder</b>	Riva
----------------	------

## DIMENSIONS

<b>Length</b>	19.57 M / 64'20"	<b>Beam</b>	4.80 M / 15'75"
<b>Draft</b>	1.60 M / 5'25"	<b>Displacement</b>	32.89 tonnes

## MACHINERY

<b>Engine Maker</b>	MAN	<b>Drive</b>	V-Drive
---------------------	-----	--------------	---------

## MACHINERY

<b>Number of Engines</b>	2	<b>Propulsion Mode</b>	Diesel
<b>Engine(s) power</b>	1,360.00 hp	<b>Engine(s) model</b>	MAN D2842 LE423 common rail
<b>Heures moteur 1</b>	590.00 H.	<b>Heures moteur 2</b>	590.00 H.
<b>Main Generator Maker</b>	Kohler	<b>Main Generator Power</b>	13.00 KW
<b>Main Generator Hours</b>	830.00 H.	<b>Auxiliary Generator Maker</b>	kohler
<b>Auxiliary Generator Power</b>	13.00 KW	<b>Auxiliary Generator Hours</b>	830.00 H.
<b>Water Maker</b>	Idromar	<b>Water Maker Flow</b>	160.00 l/H / 42.24 gal/H

## PERFORMANCES

<b>Cruising Speed</b>	35.00 noeuds	<b>Max Speed</b>	40.00 noeuds
<b>Range</b>	270.00 NM	<b>Cruising Speed for Range</b>	35.00 noeuds

## TANKAGES

<b>Fuel</b>	3,200.00 litres / 844.80 US gals	<b>Water</b>	660.00 litres / 174.24 US gals
-------------	----------------------------------	--------------	--------------------------------

19.57 M / 64'20"

## ACCOMODATIONS

<b>Sleeps</b>	6 guests	<b>Couchette</b>	2 simple, 2 double
<b>Bathroom</b>	3	<b>Crew</b>	1
	1		

19.57 M / 64'20"



19.57 M / 64'20"





19.57 M / 64'20"



19.57 M / 64'20"



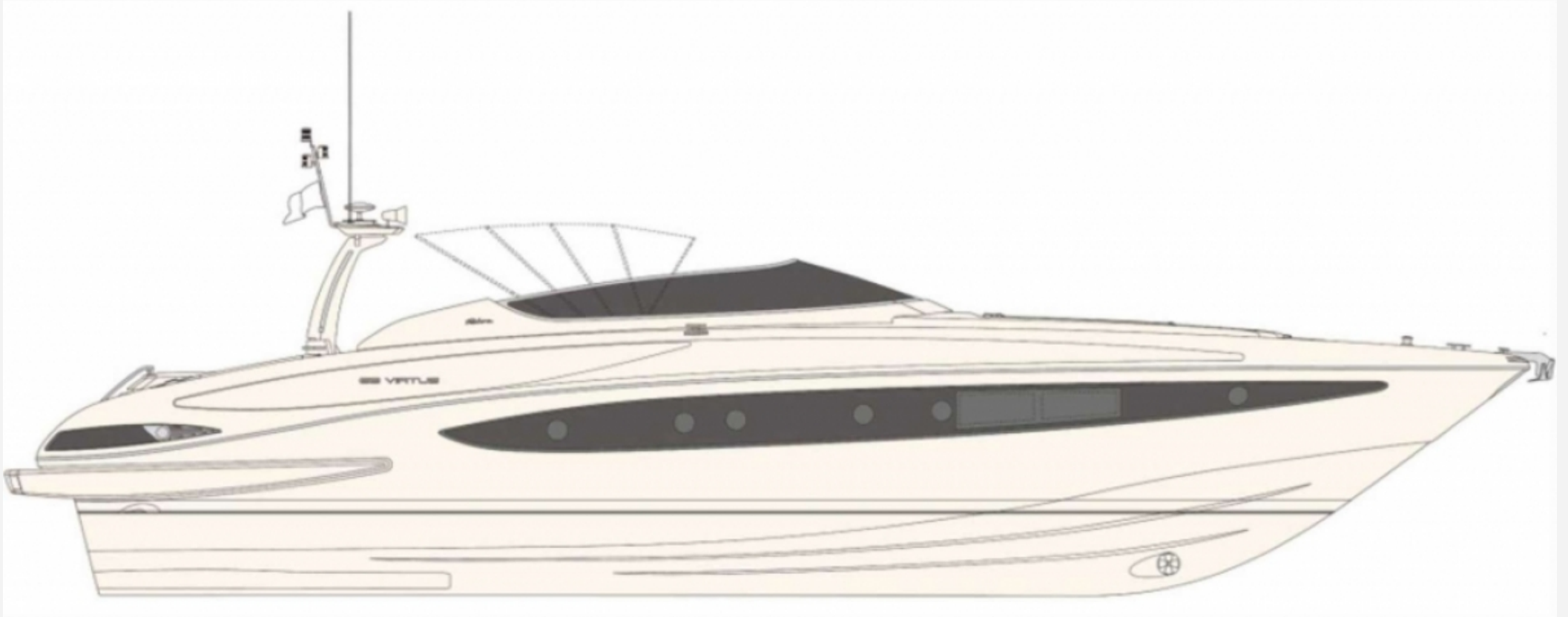
19.57 M / 64'20"



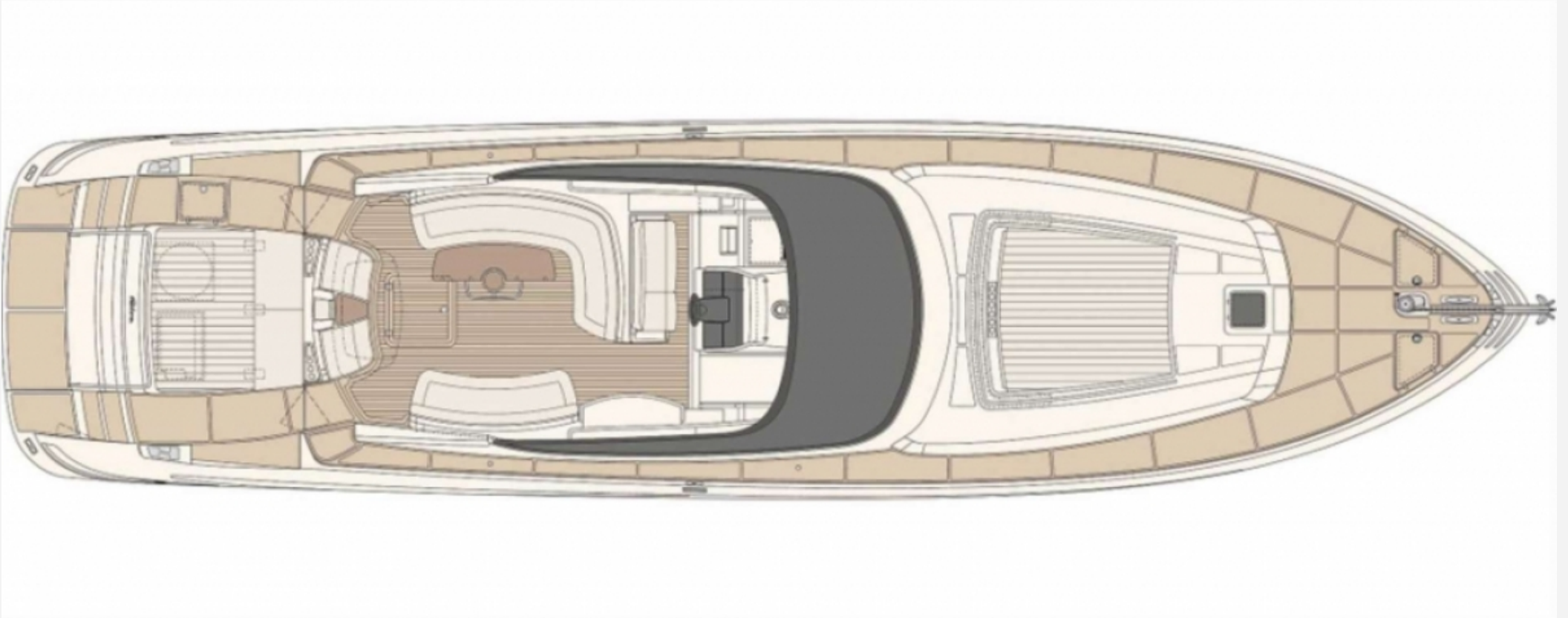
19.57 M / 64'20"



19.57 M / 64'20"



19.57 M / 64'20"



19.57 M / 64'20"

